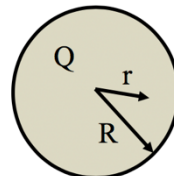


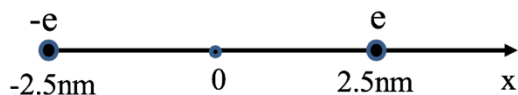
- 1) [8 pts] **Gauss' Law.** A solid insulating sphere of radius R is uniformly charged with total charge Q and placed at the origin. Use Gauss' law to determine the electric field for a radius $r < R$ (i.e. inside the sphere) :

solid insulating sphere



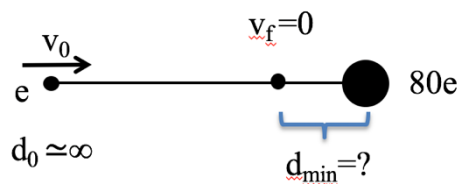
- (A) $E(r) = kQ/r^2$
 (B) $E(r) = kQr/R^3$
 (C) $E(r) = kQr/2R^3$
 (D) $E(r) = kQ/rR$
 (E) $E(r) = kQ/2r^2$
 (F) $E(r) = kQr^2/R^4$

- 2) [8 pts] **Electric Field.** An electron and a proton are separated by a distance of 5nm (see figure). The electric field at their midpoint is :



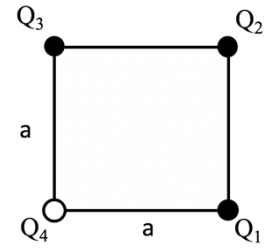
- (A) 0
 (B) 2.3×10^6 N/C in the direction of the electron
 (C) 2.3×10^6 N/C in the direction of the proton
 (D) 1.15×10^8 N/C in the direction of the electron
 (E) 1.15×10^8 N/C in the direction of the proton
 (F) 4.6×10^8 N/C in the direction of the electron
 (G) 4.6×10^8 N/C in the direction of the proton

- 3) [6 pts] **Electric Potential Energy.** A proton (charge e and mass m) is approaching a stationary mercury nucleus (charge $80e$) head on. When it is far away, the proton's speed is v_0 . What is the distance of closest approach d_{\min} of the proton to the nucleus ?



- (A) 0
 (B) $[k e / (m v_0)]^{1/2}$
 (C) $80 k e / (m v_0)$
 (D) $2 k e^2 / (m v_0^2)$
 (E) $[80 k e^2 / (m v_0^2)]^{1/2}$
 (F) $160 k e^2 / (m v_0^2)$

- 4) [8 pts] **Electric Potential.** Four charges of equal magnitude are placed on the corners of a square of sidelength a . Three of the charges are positive ($Q_{1,2,3} = Q > 0$) and 1 is negative ($Q_4 = -Q$). The total potential energy of this configuration (with the convention $U(r \rightarrow \infty) = 0$) is :



- (A) $4 kQ^2/a$
- (B) $2 kQ^2/a$
- (C) kQ^2/a
- (D) 0
- (E) $-2 kQ^2/a$
- (F) $-4 kQ^2/a^2$

- 5) [6 pts] **Energy in Capacitor.** An air-filled insulated parallel-plate capacitor is held at a fixed charge. If the separation of its plates is doubled, the electric energy stored in the capacitor is :

- (A) $\frac{1}{4}$ of the original
- (B) $\frac{1}{2}$ of the original
- (C) unchanged
- (D) doubled
- (E) quadrupled

- 6) [8 pts] **Electric Power.** A light bulb has a power output of 60W. The bulb is connected to a 24 V battery. The current drawn from the battery and the resistance of the light bulb are :

- (A) 0.2 A and 0.104Ω
- (B) 0.2 A and 1.4Ω
- (C) 0.4 A and 0.104Ω
- (D) 0.4 A and 240Ω
- (E) 2.5 A and 0.104Ω
- (F) 2.5 A and 9.6Ω

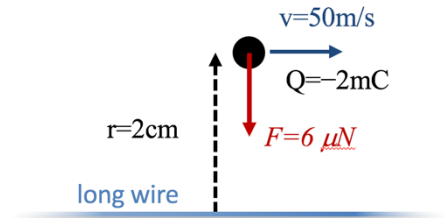
- 7) [6 pts] **Discharging RC Unit.** Consider a simple RC circuit with an initially charged capacitor of capacitance $C = 1\text{mF}$ and unknown resistance R . When closing the switch, the current drops to 10% of its initial value within a time of 1.8s. The resistance in this circuit is :

- (A) 53Ω
- (B) 140Ω
- (C) 482Ω
- (D) 783Ω
- (E) 1280Ω
- (F) 4145Ω

8) [6 pts] **Lorentz Force.** A laboratory has its four corridors marked with the north, south, east and west directions. It is in a uniform magnetic field that points downward (into the ground); there is no electric field. A negatively charged particle moves north. The Lorentz force on the particle points to :

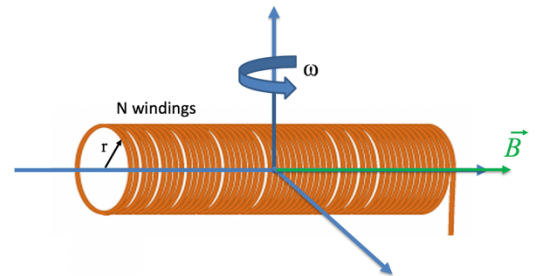
- (A) North
- (B) South
- (C) East
- (D) West
- (E) Up
- (F) Down

9) [8 pts] **Magnetic Force from Current.** A long straight wire carries an unknown current I . A negatively charged particle ($Q = -2\text{mC}$) at 2 cm from the wire has a velocity of 50m/s along the direction of the wire (see figure). The particle experiences a force of $6\ \mu\text{N}$ towards the wire. Determine the magnitude and direction of the current.



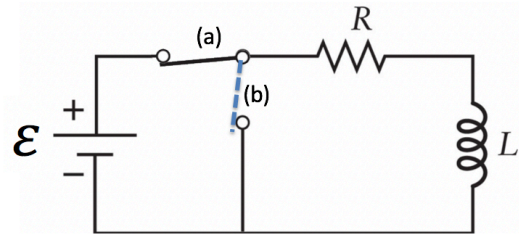
- (A) 1.91 A along the electron's velocity
- (B) 1.91 A opposite the electron's velocity
- (C) 6 A along the electron's velocity
- (D) 6 A opposite the electron's velocity
- (E) 18.8 A along the electron's velocity
- (F) 18.8 A opposite the electron's velocity

10) [6 pts] **Magnetic Induction.** To determine the strength B of a uniform magnetic field in his laboratory, an engineer uses a solenoid (a long magnetic coil of radius r with N windings), rotating it at an angular frequency $\omega = 2\pi f$ about an axis perpendicular to the magnetic field and to the symmetry axis along the solenoid. He detects an induced EMF with a maximal value of ε . The magnetic field strength is :



- (A) $B = \varepsilon / N\pi r^2 \omega$
- (B) $B = \varepsilon \omega / N\pi r^2$
- (C) $B = \varepsilon \pi r^2 / N\omega$
- (D) $B = 2\pi r / N\omega \varepsilon$
- (E) $B = N\varepsilon / 2\pi r \omega$
- (F) $B = \varepsilon / N2\pi r \omega$

- 11) [8 pts] **RL Unit.** A resistor (resistance R) and an inductor (inductance L) are connected in series to a battery with EMF ε , with switch initially at position (a) (see figure). At $t=0$, the switch is flipped to position (b) to remove the battery from the circuit (see figure), and the current starts to drop off as $I(t) = I_0 \exp(-t/\tau)$. The magnitude of the voltage across the inductor at $t=0$ and after a long time are :



- (A) 0 and 0
 (B) 0 and ε
 (C) 0 and RI_0
 (D) RI_0 and 0
 (E) RI_0 and RI_0
 (F) ε and RI_0

- 12) [6 pts] **Displacement Current.** An air-filled parallel-plate capacitor is being charged leading to an increase of its electric field from 0 to 12000 V/m over a time interval of 1.5 s. Compute the displacement current through a $(25 \text{ cm})^2$ area parallel to the plates inside the capacitor.

- (A) 1.8×10^{-10} A
 (B) 4.4×10^{-9} A
 (C) 1.7×10^{-9} A
 (D) 1.0×10^{-8} A
 (E) 0.33×10^{-7} A
 (F) 0.33×10^{-5} A

- 13) [8 pts] **EM Plane Wave.** The electric field of a plane wave is described by $\vec{E} = E_0 \sin(ky - \omega t) \hat{k}$. The velocity and the magnetic field of this wave are oriented in :

- (A) x- and y-direction
 (B) x- and z-direction
 (C) y- and x-direction
 (D) y- and z-direction
 (E) z- and x-direction
 (F) z- and y-direction

- 14) [8 pts] **Energy in EM wave.** An electromagnetic wave has a B-field of amplitude 2×10^{-6} T. The wave irradiates an area of 0.5 m^2 . Calculate the intensity of the wave and the time it takes to deposit 1 kJ onto the irradiated area.

- (A) $1.59 \times 10^{-6} \text{ W/m}^2$ and $1.3 \times 10^8 \text{ s}$
- (B) $1.59 \times 10^{-6} \text{ W/m}^2$ and 25 s
- (C) 477 W/m^2 and 4.2 s
- (D) 477 W/m^2 and 1.1 s
- (E) $1.3 \times 10^5 \text{ W/m}^2$ and 0.015 s
- (F) $1.3 \times 10^5 \text{ W/m}^2$ and 0.12 s